

***** Notice to Exhibitors (3) *****
Move in/out Arrangement & Use of e-Vehicle Permit

(1) Special Move in/out Arrangement

Special traffic arrangements will be implemented to minimise pressure to traffic caused on the **move-in day (16 July) and move-out day (23 July)** of the HKTDC World of Snacks 2024. These measures would be beneficial to both our valued exhibitors as well as the general public.

All roads of the Hong Kong Convention and Exhibition Centre (HKCEC) will be blocked off for lorries / light goods vehicles for move-in from **9:00 a.m.** on the move-in day (16 July). Control point will be set-up at the entrance and only the following vehicles will be allowed to enter HKCEC. Exhibitors are recommended to pay attention to the details of the **NEW** arrangement as below:

(A) e-Vehicle Permit for Lorries / Light Goods Vehicles

e-Vehicle permits will be issued to each exhibitor for entering the **loading / unloading area** of the Hong Kong Convention and Exhibition Centre on the move-in day (16 July) and throughout the exhibition period including the move-out day (17 July – 23 July). The permit is **only valid for use at the specified dates and times** indicated on the permit.

According to HKCEC's latest requirement, due to space constraints inside the loading area, and in a bid to facilitate efficiency of the loading area, starting from 1 January 2015, long vehicles including 45 foot container would **NOT** be accommodated.

Under the new arrangement of HKCEC, drivers will need to **DOWNLOAD and REGISTER their e-Vehicle permit via the newly launched HKCEC Marshalling App named “Go HKCEC” before entering HKCEC loading area.** After completion of the registration, drivers can scan QR code on the e-vehicle permits issued by the organiser via the App and obtain a **Queue Ticket**. On the date of entry, when the **Queue Ticket** is called, an in-App Notification will be sent to driver when loading is ready for the truck with an Entry QR Code.

Each e-Vehicle permit is for one-time access on the designated date only (i.e., one QR Code for one entry only) and will be invalid after the exact date of entry. Only by showing the QR code on the e-vehicle permit by phone/tablet or in printed version will NOT be allowed for entry, the **e-Vehicle permit is ONLY FOR REGISTRATION PURPOSE VIA THE APP.**







- **HKCEC Marshalling App “Go HKCEC” <NEW>**

To safeguard smooth traffic around HKCEC and to minimize the waiting time of truck, HKCEC has launched a new App called “Go HKCEC”. Through this App, lorries / light goods vehicles can obtain queuing ticket, check-in at designated locations and obtain QR code for accessing the HKCEC loading area.

ALL lorries / light goods vehicles that needs to access the HKCEC loading area MUST obtain a ticket via this App before entering HKCEC.

- **Download “Go HKCEC” App from the App Store, Google Play, or via APK file**



Apple Store	Google Play	APK File (Huawei / Xiaomi / VIVO)
		
		

“Special Arrangement” for Vehicles on Move-In Day (16 July) & Move-out Day (23 July)

Control point will be set-up at the entrance of HKCEC, goods vehicles will **only be allowed** to enter into the HKCEC loading areas with:

- (a) **e-Vehicle Permit** issued by HKTDC **AND**
- (b) **Trip Ticket** issued at the Vehicle Marshalling Area

Move-in /out Arrangement <IMPORTANT>

1. Move-in Day 16- July: Offsite Mode: TY
2. Move-Out Day 23- July: Offsite Mode: TY

* They are **REQUIRED** to queue up at **Kwai Chung vehicle marshalling area**.

Types of Entry Mode

Please look for remarks under “Time of Entry” on vehicle pass

Offsite Mode (TY)

- Vehicle is required to get **Queue Ticket** from the App by scanning the e-Vehicle permit.
- Drive to **Kwai Chung vehicle marshalling area** when the queue ticket is called.
- Security Staff will scan the App QR Code at the vehicle marshalling area.
- Drive to HKCEC after successful scanning.
- Staff in HKCEC will scan the QR Code again. Vehicle will be allowed to enter the loading area after successful scanning.



Download "Go HKCEC" mobile app for entry QR code
下載「會展快通」手機應用程式以獲取入場二維碼

e-Vehicle Permit Sample (For Ref only)

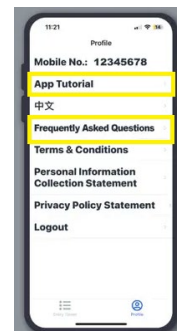
- **“Go HKCEC” User Guide Video**

➢ <https://www.youtube.com/watch?v=4p00qv9hQgs>



- **Browse App tutorial and other useful information on the App**

- Click “Profile”
- Click “App Tutorial” and “Frequently Asked Questions”



“Go HKCEC” Hotline: 2582 8888

The e-Vehicle permit is for loading and unloading only. No Parking is allowed. Private vehicles are not permitted to enter the loading area. Drivers are required to use either Octopus Card / Visa Card or Mastercard to clock-in time at the automated entry machine when entering the HKCEC loading / unloading area. With an aim of alleviating the traffic congestion due to a high usage of loading/unloading facilities, the free-of-charge loading/unloading time during the fair period is limited to 1st 60-minutes. Payment (if any) will be debited directly from the same Octopus Card / Visa Card / Mastercard. Official receipt can be printed from the automated exit machine.

The HKCEC will impose charges on vehicles with extended stay on 16 July and 23 July 2024. The charges are as follows:

	<u>Every 30 mins (or part thereof)</u>
First 60-mins (after clock in)	Free
First 2 hours after 60 mins	HK\$100
After 3 hours	HK\$150

The Expo Drive Hall loading area admits vehicles of 2.2m or below only.

(B) Private Car / Taxi

Private cars and taxis will be allowed to enter into the HKCEC at the discretion of the traffic control attendants during the move-in and move-out periods. No waiting or parking at the HKCEC is allowed. Private cars and taxis entering HKCEC will NOT be required to present any Vehicle Permit nor report to the vehicle marshalling area. However, drivers can only unload their goods at the Expo Drive / Harbour Road Entrance of the HKCEC.

The above measure has been implemented in a number of exhibitions and was proven to be effective in alleviating the traffic congestion. Please contact the Organiser for any further enquiries. Thank you for your understanding and cooperation.

(C) HKCEC Car Park (Urban Parking)

Exhibitors may utilise the HKCEC Car Park (Urban Parking) which locates at the Expo Drive Central from 16 to 23 July (include move-in/move-out day). Private cars and light goods vans which are not going to the loading area may use the car park either in form of hourly or daily parking (need to apply and pay beforehand).

(D) Distribution of e-Vehicle Permit

According to the booth area and hall distribution, the organiser has divided the day into different move-in/ move-out time slots. All exhibitors should make the move-in and move-out arrangement according to the time specified on the e-vehicle permit received.

Move-in Day (16 July)**e-Vehicle Permit for Move-in – Expo Drive Entrance (New Wing)**

- A1) 08:30 - 10:30
- A2) 10:30 - 12:30
- A3) 12:30 - 14:30
- A4) After 14:30

Move-out Day (23 July)**Vehicle Permit for Move-out – Expo Drive Entrance (New Wing)**

- C1) 17:00 - 19:00
- C2) 19:00 - 21:00
- C3) After 21:00

Remarks: According to the traffic conditions, we may implement traffic diversions at the vicinity of HKCEC or other traffic arrangement on the move-in and move-out day.

(2) Transportation Worker

For identification purposes, transportation drivers/workers will be given a hand band at the entrance to the loading dock or the marshalling area during the move-in and move-out days. After obtaining hand band for the day, workers may re-enter exhibition venues via other entry points during the same day. Workers without a valid hand band will be asked to leave the venue at once.

Kwai Chung Vehicle Marshalling Area

(Address: Kwai Chung Container Road South Driving Test Centre)

